



FORTITUDE CAPITAL
STRENGTH THROUGH THE INVESTMENT CYCLE

ABSOLUTE RETURN TRUST May 2010

RETURNS & RISK

Fortitude Capital
Absolute Return Trust



FORTITUDE CAPITAL
STRENGTH THROUGH THE INVESTMENT CYCLE

- ✓ Annualised Net Return of 10.10% p.a.
- ✓ 65.75% Since Inception (after fees)
- ✓ Low Volatility
- ✓ Minimal Drawdowns
Only 7 small negative months in 5+ years!

Return & Statistical Analysis	Fortitude	RBA Cash
Compound ROR (After Fees)	10.10%	5.58%
Standard Deviation	2.98%	0.39%
Sharpe (5.6%)	1.52	-
Sortino (5.6%)	4.40	-
Positive Months (%)	88.7	100
Average positive monthly return	0.95%	0.45%
Average negative monthly return	-0.35%	0.00%
Maximum Drawdown	-0.73%	0.00%

Monthly Performance (%) Net of Fees													
Year	Jan	Feb	Mar	Apr	May	Jun	Jul	Aug	Sep	Oct	Nov	Dec	Year
2010	0.44%	-0.13%	-0.73%	0.43%	0.91%								0.92%
2009	0.21%	0.01%	0.28%	0.26%	1.20%	1.55%	0.55%	0.67	-0.58%	0.82	-0.02	0.82	5.93%
2008	1.34%	0.17%	0.27%	1.21%	0.63%	0.18%	0.45%	1.14%	2.61%	3.12%	0.21%	0.37%	12.29%
2007	1.14%	0.52%	0.32%	1.40%	0.21%	0.36%	0.63%	3.06%	-0.30%	0.71%	1.32%	-0.23%	9.48%
2006	1.71%	1.82%	1.38%	1.82%	3.63%	0.57%	1.55%	0.27%	1.30%	0.61%	0.14%	0.80%	16.71%
2005			1.02%	0.96%	1.50%	1.58%	0.92%	0.18%	0.52%	1.34%	0.28%	-0.50%	8.06%



FORTITUDE CAPITAL
STRENGTH THROUGH THE INVESTMENT CYCLE

FORTITUDE DELIVERS... ABSOLUTELY!

Fortitude Capital has delivered on the objective of providing
‘Strength through the investment cycle’

✓ Consistent Alpha (above RBA Cash Rates)	Actual Returns
2009 2.61%	5.93%
2008 5.44%	12.29%
2007 2.89%	9.48%
2006 10.74%	16.71%
2005 4.09%	9.72%*

- ✓ Monthly Liquidity, No lock-ups or redemption gates
- ✓ Performance fees against benchmarks
- ✓ Transparency, only deal in exchange traded securities

* Fortitude Capital Absolute Return Trust inception 1 March 2005. March to December 2005 return was 8.06%.

INTRODUCTION



FORTITUDE CAPITAL
STRENGTH THROUGH THE INVESTMENT CYCLE

The Company

- Established 2004
- Recognised & Awarded as a Market Leader
 - 2009 **Winner** 'Hedge Fund Manager of the Year' – Australian Hedge Fund Awards
 - 2009 **Winner** 'Best Market Neutral Fund' – Australian Hedge Fund Awards
 - 2009 Finalist 'Best Asian Multi-Strategy Hedge Fund' - EurekaHedge
 - 2008 **Winner** Australian Hedge Fund Manager of the Year - AIMA
 - 2008 Finalist Australian Best Market Neutral Fund- AIMA
 - 2007 Finalist Australian Best Market Neutral Fund- AIMA
 - 2006 **Winner** Australian Best Market Neutral Fund- AIMA
 - 2005 Finalist Australian Best Market Neutral Fund- AIMA
- Licensed & Regulated by the Australian Securities and Investment Commission
- Targeting non-correlated returns of 5-10% above risk free rates with minimal drawdowns

INTRODUCTION



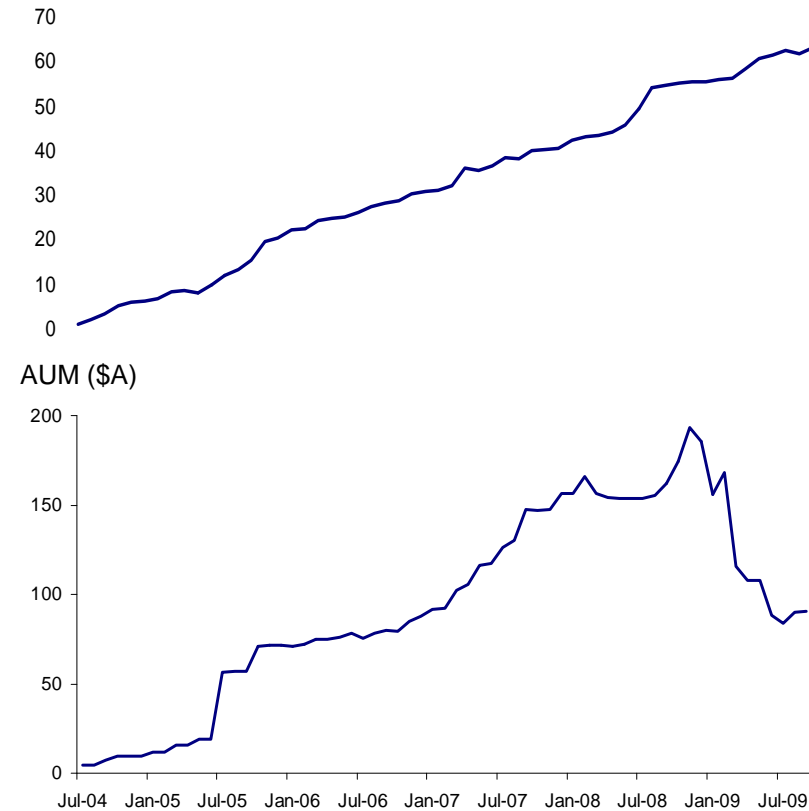
FORTITUDE CAPITAL
STRENGTH THROUGH THE INVESTMENT CYCLE

The Company

- **Assets Under Management – AUD60m**
 - Public Funds – AUD & USD
 - BTIM Managed Account
 - Equity Income Fund
- **Values**
 - Honest
 - Transparent
 - Down to earth
 - Accessible
 - Consistent
 - Concentrate on risk
- **Ownership**
 - 60% internally owned
 - 40% MFS Alternative Assets Limited
- **Strong Team**

6 full-time staff with significant market experience

Cumulative Returns %





FORTITUDE CAPITAL
STRENGTH THROUGH THE INVESTMENT CYCLE

THE TEAM

	JOINED FORTITUDE	MARKET EXPERIENCE SINCE
John Corr	Since inception 2004	1986
Sheriden Hure	2005	2004
Andrew Ward	2006	2003
Darren Raward	2008	1989
Donna Dwyer	2008	1992
Phil Cornet	2009	1996

The management team's bios are available on our website or on request



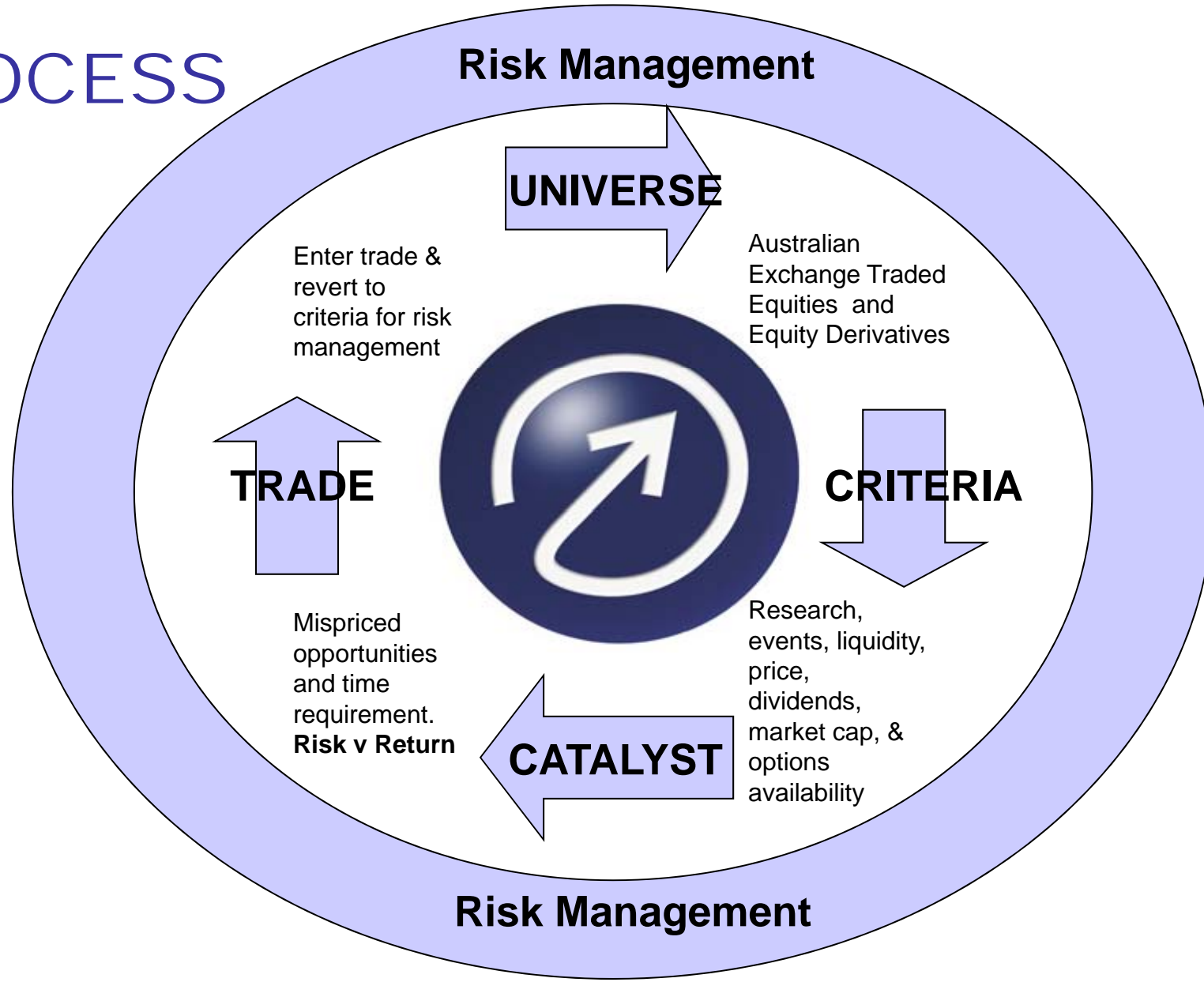
FORTITUDE CAPITAL
STRENGTH THROUGH THE INVESTMENT CYCLE

MARKET NEUTRAL

CORE PHILOSOPHY

- Derivatives & Long Gamma Overlay
- Multi-Sources of Alpha
 - Short term opportunities and mispricings
 - Repeatable & systematic processes
- Strong Risk Management
- Non-Correlated, Absolute Returns
 - Statistical data available

PROCESS





FORTITUDE CAPITAL
STRENGTH THROUGH THE INVESTMENT CYCLE

RISK MANAGEMENT

- Risk free rate is the key focus
- Optionality & Long Gamma
- Price stop losses
- Time stop losses
- Size of position relative to stock turnover & market cap.
- Active position management with low execution costs
- Multi-level risk systems – external and internal
- Head of Risk o/s daily trades

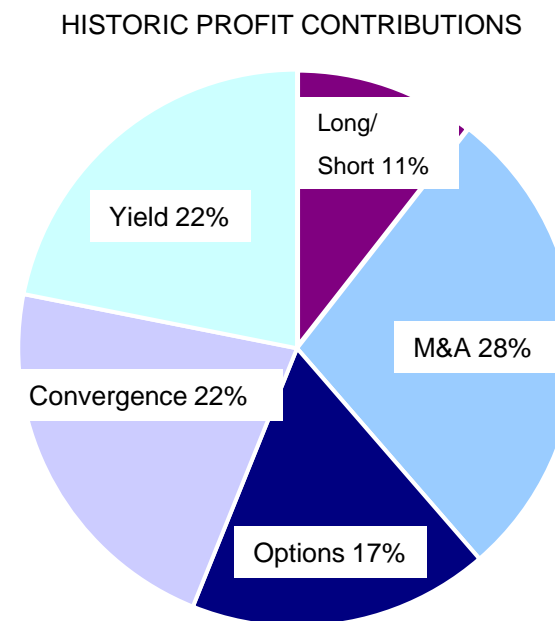


MULTIPLE SOURCES OF ALPHA

The market is dynamic and constantly provides opportunities.
Management provides the strategic overlay.

A flexible combination of strategies:

- Derivatives & Long Gamma
- Long Short
- Mergers & Acquisitions
- Convergence and
- Yield



Offsetting Risks

Opportunistic Allocations

Event Driven

Optionality



DERIVATIVES & LONG GAMMA

- Individual stock and equity index positions
- Generates a Volatility Smile
- Produces positive returns with strong market movements
- Particularly relevant to market gaps - usually heavy falls
 - ➔ capital protection
- The strategy focuses on short-dated optionality
 - ➔ maximum gamma but low vega
- Allows more aggressive positioning in other strategies

Historic Average - 34% of Gross Exposure



MERGERS & ACQUISITIONS

- Only announced Schemes and Takeovers
- Strong legal protection
- Historically high rate of deal completion (~85%)
- Position size based on analysis of:
 - Terms and Conditions
 - Regulatory and Competition Issues
 - Expected Timetable
 - Major Shareholders
 - Potential for competing bids
- Active management of positions
- Market indicators of risk used in formulating target returns

Historic Average - 22% of Gross Exposure



YIELD

- The Australian market provides special opportunities via unique debt/equity structures and treatments for Corporates.
- Approaching maturity often provides arbitrage returns due to the disconnect between investor types
i.e Debt (Income Funds & Retail) Vs Equity (Traditional and Alternative Funds)
- Focused on high quality names maturing within 2 years where there is little duration risk
- Largest positions are highly concentrated in very short dated maturities (<1yr)

Historic Average - 23% of Gross Exposure



CONVERGENCE Share Class Arbitrage

- Fungible instruments with defined maturities
 - ADRs
 - CDIs
 - Dividend difference
 - Settlement difference
- Avoids Non-Fungible Instruments
- Convertible arbitrage focused on short timeframes (<2 yrs)
- Liquidity focus

Historic Average - 15% of Gross Exposure



LONG SHORT

- Opportunistic positioning
- Active participation in bookbuilds, primary issues, placements and block trades
- Leveraging cheap and fast execution with market experience
- Access to investment bank research and recommendation changes
- Liquidity focused
- Short-term stops on price and time
- Trading strategies & implementation

Historic Average - 6% of Gross Exposure

RETURNS & RISK

Fortitude Capital
Absolute Return Trust



FORTITUDE CAPITAL
STRENGTH THROUGH THE INVESTMENT CYCLE

- ✓ Annualised Net Return of 10.10% p.a.
- ✓ 65.75% Since Inception (after fees)
- ✓ Low Volatility
- ✓ Minimal Drawdowns
Only 7 small negative months in 5+ years!

Return & Statistical Analysis	Fortitude	RBA Cash
Compound ROR (After Fees)	10.10%	5.58%
Standard Deviation	2.98%	0.39%
Sharpe (5.6%)	1.52	-
Sortino (5.6%)	4.40	-
Positive Months (%)	88.7	100
Average positive monthly return	0.95%	0.45%
Average negative monthly return	-0.35%	0.00%
Maximum Drawdown	-0.73%	0.00%

Monthly Performance (%) Net of Fees													
Year	Jan	Feb	Mar	Apr	May	Jun	Jul	Aug	Sep	Oct	Nov	Dec	Year
2010	0.44%	-0.13%	-0.73%	0.43%	0.91%								0.92%
2009	0.21%	0.01%	0.28%	0.26%	1.20%	1.55%	0.55%	0.67	-0.58%	0.82	-0.02	0.82	5.93%
2008	1.34%	0.17%	0.27%	1.21%	0.63%	0.18%	0.45%	1.14%	2.61%	3.12%	0.21%	0.37%	12.29%
2007	1.14%	0.52%	0.32%	1.40%	0.21%	0.36%	0.63%	3.06%	-0.30%	0.71%	1.32%	-0.23%	9.48%
2006	1.71%	1.82%	1.38%	1.82%	3.63%	0.57%	1.55%	0.27%	1.30%	0.61%	0.14%	0.80%	16.71%
2005			1.02%	0.96%	1.50%	1.58%	0.92%	0.18%	0.52%	1.34%	0.28%	-0.50%	8.06%



ATTRIBUTION ANALYSIS

The table below shows :

1. Fortitude's consistent alpha as a result of offsetting risk
2. Volatile equity market conditions over the life of the fund
3. The respective performance of strategies in various equity and debt market conditions

2005 – ADR spreads attractive

		STRATEGY PERFORMANCE CONTRIBUTIONS						
	S&P/ASX200	Fortitude Returns	Long Short	Mergers & Acq's	Option Overlay	Convergence	Yield	
Since Inception	20.22%	64.23%	11%	28%	17%	22%	22%	
2005	17.60%	8.06%	20%	17%	13%	41%	9%	
2006	19.01%	16.71%	15%	33%	8%	20%	24%	
2007	11.80%	9.48%	3%	43%	28%	7%	18%	
2008	-41.28%	12.29%	-10%	9%	63%	23%	15%	
2009	30.85%	5.93%	38%	55%	-81%	25%	63%	

2007- High M&A deal completion & competitive bids

Long gamma delivers in 2008 but proves costly in 2009

Pricing inefficiencies in short-dated instruments



INVESTMENT OPTIONS

- The Fund manages two domestic (AUD) accounts at present:
 - the Fortitude Capital Absolute Return Trust for local wholesale investors, &
 - a BT Managed Account.
- US dollar and Euro class investments are available to offshore investors via the Fortitude Capital Extension (Caymans) Fund.
- Up to 4 managed accounts have been in operation concurrently. Systems and process are well honed to accommodate a range of investor requirements.
- All accounts are managed pari passu.



INVESTMENT TERMS

Strategy:	Equity Market Neutral	FUM (FCART):	\$20m
Fund geographic mandate:	Australia	Fund inception date:	01 March 2005
Fund domicile:	Australia	Investor type:	Wholesale

Offshore/Onshore	Fund structure	Share Classes	Reporting frequency
Onshore	Trust	AUD	Monthly

Minimum investment	Additional investment	Minimum term	Investment frequency
AUD100,000	AUD100,000	0 months	Monthly

Redemption notice	Redemption frequency	Brokers
30 Days	Monthly	Includes: UBS, Citigroup, JPMorgan, Credit Suisse, Deutsche Bank, Macquarie Bank, Morgan Stanley, ML, Goldman Sachs JB Were etc.

Management fee	Performance fee	High water mark	Hurdle
1.50%	20%	Yes	Yes

Entry fee	Exit fee	Early redemption fee	Auditors
0.00%	0.00%	No	Ernst & Young

Administrator	Prime broker	Custodian	Legal
Kingsway Taitz	UBS	UBS	DLA Phillips Fox

FORTITUDE DELIVERS ... ABSOLUTELY!



FORTITUDE CAPITAL
STRENGTH THROUGH THE INVESTMENT CYCLE

Visit www.fortitudecapital.com
Includes due diligence material and offer documents

Ph. +61 2 9376 9800

Fax +61 2 9231 1602

Office Level 2, 350 George Street
Sydney NSW Australia

Email info@fortitudecapital.com





FORTITUDE CAPITAL
STRENGTH THROUGH THE INVESTMENT CYCLE

DISCLAIMER

This report is prepared and distributed by Fortitude Capital Pty Ltd ABN 62 100 306 723 AFSL 221131 (“Fortitude”) for use only by wholesale clients. The information contained in this report is of a general nature only and does not take into account the objectives, financial situation or needs of any particular person and is not to be taken as containing any investment advice or recommendation. Before making an investment decision to acquire units or to continue to hold units in the Australian Absolute Return Fund (“AARF”), you should consider, with or without the assistance of a financial or other professional adviser, whether an investment is appropriate in light of those matters. Subject to law, neither Fortitude or the directors, officers or employees of Fortitude nor its associates, or any party named in the Information Memorandum guarantees the repayment of capital or the performance of AARF or gives any representation or warranty as to the reliability or accuracy of the information in this report, nor do they accept any responsibility for any loss to any person incurred as a result of reliance on the information in this report, including any negligent errors or omissions. Past Performance and asset allocation is not a reliable indicator of future performance. Please refer to the Information Memorandum for a description of the investors eligible to invest in AARF.